



# TOWER

1730mm height

**SlimLED** under-shelf LED strip lighting



**GlassMax** canopy with **Mitrex** frame

Height adjustable and 'tiltable' shelving:  
5 display levels  
(7 in heated cabinet)

Flush finished base

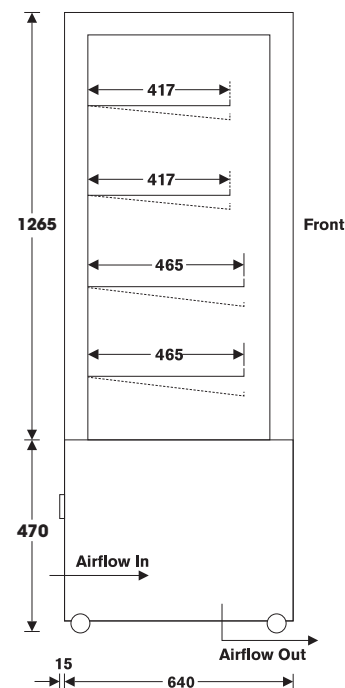
Swivel and lockable castors



TC12

**STANDARD FEATURES**

- › **GlassMax** minimalist canopy (more glass/less frame) that maximises the visibility of displayed food from all angles
- › **Mitrex** frame that is flush welded with mitred joints to give both robustness and a designer finish
- › Five food display levels: four shelves plus bottom trays
- › Chrome wire shelving system that is height adjustable in 25mm increments and interchangeable between horizontal and tilted positions
- › **CrumbCatch** feature in bottom trays that collects falling crumbs and food
- › High quality European refrigeration components
- › Fan forced air flow for even temperature distribution
- › **ClearView** front glass for condensation control
- › Refrigeration optimised to provide a high humidity environment that maintains food quality for longer
- › **DuraCoat** protective coating on the refrigeration coil to prevent food acid corrosion
- › **SureVap** self-evaporating system for condensate—no drain required
- › Condenser air vented through base—no unsightly vents
- › **SlimLED** under-shelf LED strip lighting with 12V safety
- › Four split-level, rear sliding, double-glazed doors on friction-free, low wear tracks (doors removable for cleaning)
- › Mounted on swivel and lockable castors allowing easy movement of cabinet

**SIDE VIEW**

# TOWER: CHILLED

Standing at over 1.7 meters tall the Tower is a magnificent cabinet designed for maximum visual impact and floor space utilisation. Great for displaying both food and beverages.

**4°C operating temperature**

**Climate class 3M1 (25°C/60%RH)**

**For Factory Options refer to page 60**

**For Cabinet Accessories refer to page 66**

Model	TC6	TC9	TC12
Length	600mm	900mm	1200mm
Depth*	640mm	640mm	640mm
Height	1735mm	1735mm	1735mm
Available Display Area	1.12m <sup>2</sup>	1.8m <sup>2</sup>	2.46m <sup>2</sup>
Power Connection	10A Plug	10A Plug	10A Plug

*\*Add extra 15mm for protruding control panel and switches*



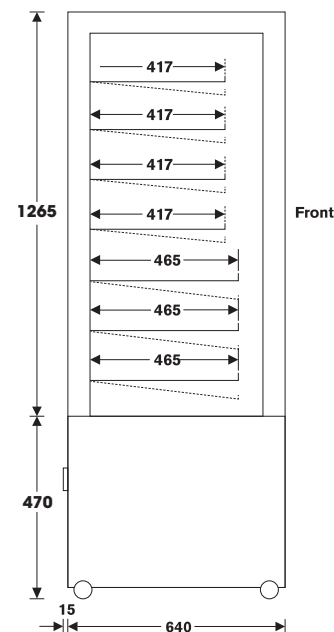
TH9

**STANDARD FEATURES**

- › **GlassMax** minimalist canopy (more glass/less frame) that maximises the visibility of displayed food from all angles
- › **Mitrex** frame that is flush welded with mitred joints to give both robustness and a designer finish
- › Seven shelf levels; offering more extensive display area than comparable cabinets
- › Chrome wire shelving system that is height adjustable in 25mm increments and interchangeable between horizontal and tilted positions
- › High quality European heating and control components
- › Thermostatically controlled to operate at a temperature between 30 - 95°C
- › Fan forced air flow for even heat distribution
- › Rapid response element for better temperature control
- › **SlimLED** under-shelf LED strip lighting with 12V safety
- › Four split-level, rear sliding doors on friction-free, low wear tracks (doors removable for cleaning)
- › Mounted on swivel and lockable castors allowing easy movement of cabinet

For Factory Options refer to page 60

For Cabinet Accessories refer to page 66

**SIDE VIEW**

# TOWER: HEATED

With seven shelves this grand cabinet offers the largest capacity available for pies and other heated products

**Up to 95°C operating temperature**

Model	TH6	TH9	TH12
Length	600mm	900mm	1200mm
Depth*	640mm	640mm	640mm
Height	1735mm	1735mm	1735mm
Available Display Area	1.5m <sup>2</sup>	2.4m <sup>2</sup>	3.3m <sup>2</sup>
Power Connection	10A Plug	15A Plug	20A Plug

*\*Add extra 15mm for protruding control panel and switches*



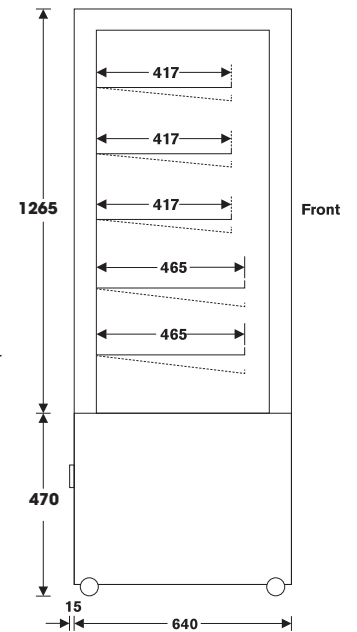
TA9

**STANDARD FEATURES**

- › **GlassMax** minimalist canopy (more glass/less frame) that maximises the visibility of displayed food from all angles
- › **Mitrex** frame that is flush welded with mitred joints to give both robustness and a designer finish
- › Six food display levels: five shelves plus base; offering more extensive display area than comparable cabinets
- › Chrome wire shelving system that is height adjustable in 25mm increments and interchangeable between horizontal and tilted positions
- › **SlimLED** under-shelf LED strip lighting with 12V safety
- › Top venting to allow heat dissipation
- › Four split-level rear, sliding doors on friction-free, low wear tracks (doors removable for cleaning)
- › Mounted on swivel and lockable castors allowing easy movement of cabinet

**For Factory Options refer to page 60**

**For Cabinet Accessories refer to page 66**

**SIDE VIEW**

## TOWER: AMBIENT

This Tower cabinet maximises space and is great for displaying a wide range of foods that don't require temperature control.

Model	TA6	TA9	TA12
Length	600mm	900mm	1200mm
Depth*	640mm	640mm	640mm
Height	1735mm	1735mm	1735mm
Available Display Area	1.3m <sup>2</sup>	2.1m <sup>2</sup>	2.8m <sup>2</sup>
Power Connection	10A Plug	10A Plug	10A Plug

*\*Add extra 15mm for protruding control panel and switches*